

Technical sheet :

CONCRETE MIXING BUCKET






Technical characteristics

- Capacity 500 L / 18 ft³ / 750 L / 26 ft³.
- Mixing blades in abrasion-resistant steel.
- Electric plug on the boom head.
- Bag openers on the cover.
- 1,5 m / 5 ft flexible tube (standard) for better unloading control.
- Central distribution controlled hydraulically, that ensures maximum users safety.

[The 3D picture at the top of this page is the reference BMC 500 - 52728342].

Customer benefits

- Durable bucket designed for an intensive use.
- A mixture ready to use in 3 minutes.
- Adapted to dry mixtures.
- Replaceable mixing blades for low running costs.

Capacities		BMC 500	BMC 500 (b)	BMC 750
Capacity (lb)		1102	1102	1653
Weight				
Overall weight (lb)		1698	1698	2028
Weight and dimensions				
Overall height (in)	h17	3' 5"	3' 5"	3' 11"
Width (in)		6' 5"	6' 5"	6' 5"
Depth (in)	p5	3' 5"	3' 5"	4' 1"
Working Parameters				
Required machine equipment				
Flexible tube		Yes	Yes	Yes
Miscellaneous				
Oil flow rate for attachments (min) (l/min)		70	70	125
Oil flow rate for attachments (max) (l/min)		150	150	240

Machines compatibility	BMC 500	BMC 500 (b)	BMC 750
Reference number	52728343	-	-
MLT 630-115 (S2)	X	-	-
MLT 630-115 V (S2)	X	-	-
MLT 630-115 V CP (S2)	X	-	-
MLT 635-130 PS+ (S2)	X	-	-
MLT 635-140 V+ (S2)	X	-	-
MLT 730-115 V (S2)	X	-	-
MLT 730-115 V CP (S2)	X	-	-
MLT 733-115 (S2)	X	-	-
MLT 738-130 PS+ (S1)	X	-	-
MLT 742-130 PS+ (S1)	X	-	-
MLT 742-140 V+ (S1)	X	-	-
MLFX 738-130 PS+ (S1)	X	-	-
MT 1135 75 D	X	-	-
MT 1135 H 100D	X	-	-
MT 1335 75D ST5	X	-	-
MT 1335 100D ST5	X	-	-
MT 1335 H 75D ST5	X	-	-
MT 1335 H 100D ST5	X	-	-
MT 1335 HA 75D ST5	X	-	-
MT 1335 HA 100D ST5	X	-	-
MT 1440 e	X	-	-
MT 1135 H easy ST5 OLD	X	-	-
MT 1135 HA Easy ST5 OLD	X	-	-
MT 1135 ST5 OLD	X	-	-
MT 1335 OLD	X	-	-
MT 1335 H easy ST5 OLD	X	-	-
MT 1335 HA easy ST5 OLD	X	-	-
MT 1335 ST5 OLD	X	-	-
Reference number E-RECO	-	52728342	52728352
MRT 1645 75	-	X	-
MRT 1645 115	-	X	-
MRT 1845 75	-	X	-
MRT 1845 115	-	X	-
MRT 2145 115	-	X	-
MRT 2260	-	X	X
MRT 2260 e	-	X	X
MRT 2545 115	-	X	-
MRT 2570	-	X	X
MRT 2660	-	X	X
MRT 2660 e	-	X	X
MRT 3060	-	X	X
MRT 3570	-	X	X
MRT 3570 ES	-	X	X
MRT-X 1645	-	X	-
MRT-X 1845	-	X	-
MRT-X 2145	-	X	-
MRT-X 2260	-	X	X
MRT-X 2545	-	X	-
MRT-X 2570	-	X	X
MRT-X 2660	-	X	X
MRT-X 3060	-	X	X
MRT-X 3570	-	X	X
MRT-X 3570 ES	-	X	X

TABLE SYMBOL					
	No predisposition required		Hydraulic line		Return piping to hydraulic oil tank
	Electric predisposition		Platform predisposition		Tyre handler, cylinder handler predisposition



Head Office

B.P. 249 - 430 rue de l'Aubinière
44150 Ancenis Cedex - France

Tel: +33 (0)2 40 09 10 11 - Fax: +33 (0)2 40 09 10 97

www.manitou.com



This publication provides a description of the configuration versions and options for Manitou products, which may differ for equipment. The equipment presented in this brochure may be part of a series, as an option, or it may not be available, depending on the versions. Manitou reserves the right, at any time and without notice, to amend the specifications described and represented. The specifications provided do not bind the manufacturer. For more details, please contact your Manitou agent. This is not a contractually binding document. The presentation of the products is not contractually binding. List of specifications non-exhaustive. The logos as well as the visual identity of the company are owned by Manitou and cannot be used without authorisation. All rights reserved. The photos and diagrams contained in this brochure are only provided for consultation and information purposes.

MANITOU BF SA - Limited company with board of directors - Share capital: 39,668,399 euros - 857 802 508 RCS Nantes