

Technical sheet :

MAN'GO 33



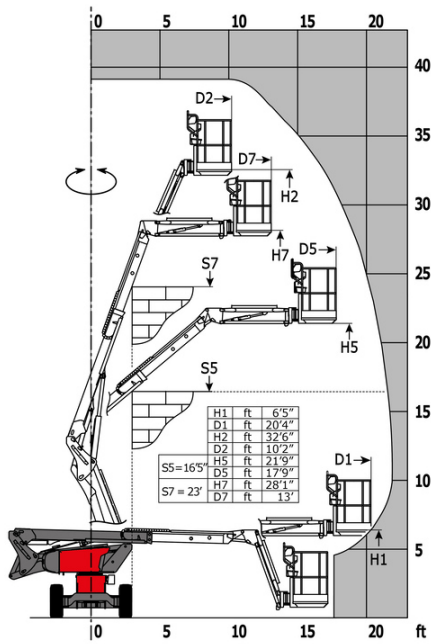
Capacities		Imperial
Working height	h21	38 ft 5 in
Platform height	h7	32 ft 6 in
Maximum outreach		21 ft 11 in
Overhang		15 ft 9 in
Pendular arm rotation (top / bottom)		+64 ° / -70 °
Platform capacity	Q	500 lb
Turret rotation		350 °
Platform rotation (right / left)		70 ° / 66 °
Number of people (indoor / outdoor)		2 / 2
Weight and dimensions		
Platform weight*		9149 lb
Platform dimensions (length x width)	lp / ep	4 ft 11 in x 3 ft 3 in
Floor height (access)	h20	1 ft 4 in
Overall length	l1	18 ft 1 in
Overall width	b1	5 ft 11 in
Overall height	h17	6 ft 7 in
Overall length (stowed)	l9	14 ft 9 in
Overall height (stowed)	h18 ***	8 ft 2 in
Jib length	l13	4 ft 9 in
Counterweight Oversize / Reach		7 in
External turning radius	Wa3	13 ft 6 in
Ground clearance at centre of wheelbase	m2	1 ft 1 in
Wheelbase	y	6 ft 7 in
Performances		
Drive speed - stowed		3 mph
Drive speed - raised		0.62 mph
Gradeability		45 %
Permissible leveling		4 °
Wheels		
Tires type		Cured-on solid tires
Standard tires		28 x 10 in / 720 x 240 mm
Drive wheels (front / rear)		2 / 2
Steering wheels (front / rear)		2 / 0
Braking wheels (front / rear)		2 / 2
Engine/Battery		
Engine brand / model		Kubota - D1105-E4B
Engine norm		Interim Tier 4, Stage IIIA, Stage V
Engine power (Hp / kW)		24.80 Hp / 18.50 kW
Miscellaneous		
Ground Pressure		218 PSI
Hydraulic Pressure		5802 PSI
Hydraulic tank capacity		16 US gal
Fuel		14 US gal
Vibration on hands/arms		< 2 ft/s ²
Daily consumption **		1 US gal
Standards compliance		
This machine is in compliance with:		ANSI A92.20-2018 CSA B354.6 ICES-002-Issue 6 Standard Canadian EMC

*Varies according to options and standards of the country to which the machine is delivered

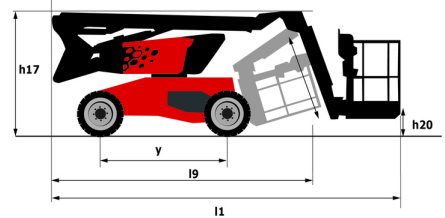
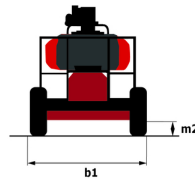
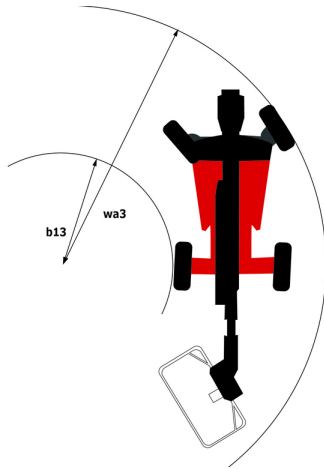
** According to "REDUCE cycle"

MAN'GO 33 - Load chart

Load Chart for MEWP (Imperial)



MAN'GO 33 - Dimensional drawing



Equipment

Standard

3 Simultaneous movements
Additional foot-operated horn
Audible alarm and illuminated indicator lamp (leveling, overload, lowering)
Basket controls protection
Battery cut-off
CAN bus technology
Cumulative lifting and driving functions
Diesel tank locking cap
Differential locking
Driver presence pedal
Easy Manager
Electric plug - 110V - In the basket - With differential circuit breaker - USA (B) type
Emergency stop button in platform and on frame
Engine pre-heater
Fuel gauge with low level indicator
Galvanized basket - Width: 1500 mm (4 ft. 11 in.)
Hour meter
Integrated diagnostic assistance
Leveling unlocking
Management via engine speed bearing
Manual emergency lowering
Pendular arm
Proportional controls
Quick access to components
Simplified lift control system
Stop & Go system

Optional

Battery cut-off
Biodegradable oil
Charger plug - 110V - 16A - United Kingdom (G) type
Cold weather protection oil
Diesel filter on tank inlet
Diesel tank locking cap
Fan guard
Higher capacity battery, to start the machine easily in cold countries.
Hydraulic oil pre-heater
Initial verification report before putting into service
Key lock on turret cover
Non-marking tires
On-board generator (3,7 kW)
Screen protection on the lower box control
Secondary Protection System (SPS)
Starter battery blanket
Water pre-fitting
Working headlight in platform

**Head Office**

B.P. 249 - 430 rue de l'Aubinière
44150 Ancenis Cedex - France

Tel: +33 (0)2 40 09 10 11 - Fax: +33 (0)2 40 09 10 97

www.manitou.com



This publication provides a description of the configuration versions and options for Manitou products, which may differ for equipment. The equipment presented in this brochure may be part of a series, as an option, or it may not be available, depending on the versions. Manitou reserves the right, at any time and without notice, to amend the specifications described and represented. The specifications provided do not bind the manufacturer. For more details, please contact your Manitou agent. This is not a contractually binding document. The presentation of the products is not contractually binding. List of specifications non-exhaustive. The logos as well as the visual identity of the company are owned by Manitou and cannot be used without authorisation. All rights reserved. The photos and diagrams contained in this brochure are only provided for consultation and information purposes.

MANITOU BF SA - Limited company with board of directors - Share capital: 39,668,399 euros - 857 802 508 RCS Nantes